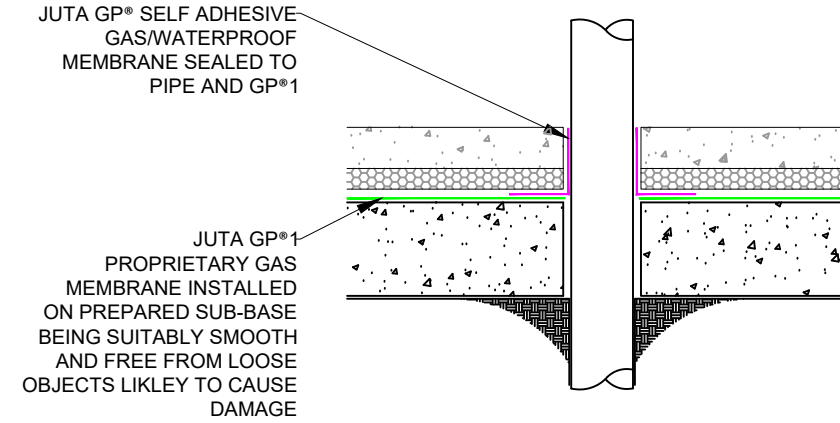
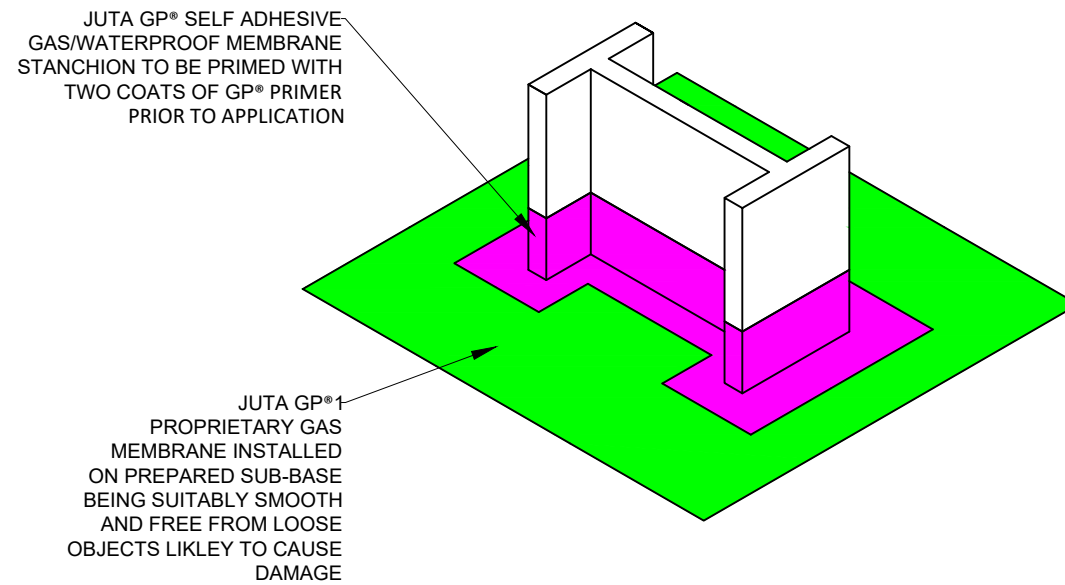


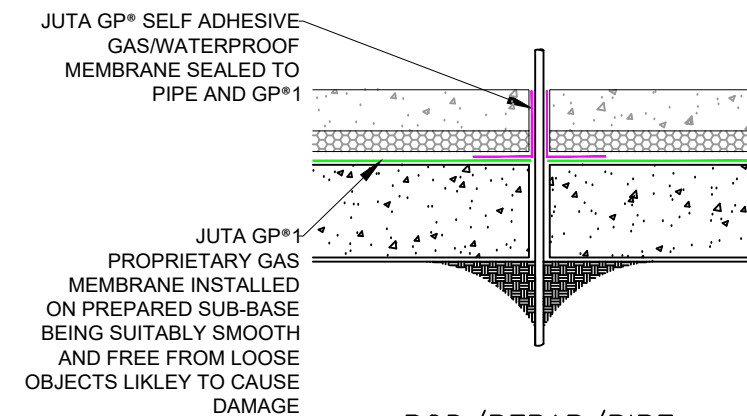
PIPE PENETRATION WITH TOP HAT



PIPE PENETRATION WITH SELF ADHESIVE GAS MEMBRANE



STANCHION DETAIL



ROD/REBAR/PIPE HANGER WITH SELF ADHESIVE GAS MEMBRANE

CLIENT
JUTA UK LTD

PROJECT
Standard Details



- NOTES
- Detail is generic to application so should be used as a guide not a specific installation detail.
 - GP* 1 is a proprietary gas resistant DPM, manufacturerd and certified to adhere to the requirements of BS8485: 2015 +A1: 2019 as a radon, carbon dioxide and methane barrier.
 - GP* 1 provides radon protection, in accordance with Approved Doc C (UK) and Technical Guidance Document C (Ireland).
 - Jointing and sealing using tapes is acceptable where anticipated design service life does not exceed 25 years.
 - Jointing and sealing by hot air welding is recommended where the anticipated design service life is required to exceed 60 years.
 - The use of butyl and bitumen based tapes in environments where VOC and Hydrocarbons are a perceived risk should be avoided. A thermal/welded joint system should be adopted.
 - It should be noted that the suitability of the welded joint is defined by the joint integrity, as tested in accordance with CIRIA C735: 2014. This is most commonly tested by air lance integrity testing to ASTM D4437-08: 2013. If the joint passes this test it is deemed acceptable in the verification process.
 - In all cases it is recommended the installation of gas barrier geomembranes is completed by a suitably qualified and accredited installer (NVQ L2/TWI/CSWIP or equivalent). Juta UK can offer advice as to the suitable/recommended installers.
 - The gas protection system installation should be subject to third-party independent verification, in accordance with BS8485: 2015 +A1: 2019 and CIRIA C735: 2014.
 - All design decisions made by others that might have an impact on the gas and waterproof design performance should be brought to the attention of the design team and Juta UK Ltd. Final decisions and/or any recommendations should be approved by the design team and Juta UK Ltd.
 - Dimensions are not to be scaled from this drawing. All written measurements are to be checked on site by the contractor.
 - All rights described in chapter IV of the copyright, design and patents act 1988 have been generally asserted.

DRAWING TITLE
GP* 1 - Penetration Details Membrane above the slab

DRAWING NUMBER
JUTA.GP.101

DRAWN BY MS	CHECKED BY PF	SCALE Not to Scale	DATE July 2019
----------------	------------------	-----------------------	-------------------



MELTON GROVE WORKS
BLACKPOOL ROAD
LYTHAM
FY8 5PL
Tel: 01772 754177